

Gesture Recognition Using Skeleton Data with Weighted Dynamic Time Warping

Sait Celebi¹, Ali S. Aydin², Talha T. Temiz² and Tarik Arici²

¹Graduate School of Natural and Applied Sciences, Istanbul Sehir University, Istanbul, Turkey

²College of Engineering and Natural Sciences, Department of Electrical Engineering, Istanbul Sehir University, Istanbul, Turkey
{saitcelebi,aliaydin,talhatemiz}@std.sehir.edu.tr, tarikarici@sehir.edu.tr

Keywords: Gesture Recognition, Dynamic Time Warping, Kinect

Abstract: With Microsoft's launch of Kinect in 2010, and release of Kinect SDK in 2011, numerous applications and research projects exploring new ways in human-computer interaction have been enabled. Gesture recognition is a technology often used in human-computer interaction applications. Dynamic time warping (DTW) is a template matching algorithm and is one of the techniques used in gesture recognition. To recognize a gesture, DTW warps a time sequence of joint positions to reference time sequences and produces a similarity value. However, all body joints are not equally important in computing the similarity of two sequences. We propose a weighted DTW method that weights joints by optimizing a discriminant ratio. Finally, we demonstrate the recognition performance of our proposed weighted DTW with respect to the conventional DTW and state-of-the-art.

1 INTRODUCTION

Interacting with computers using human motion is commonly employed in human-computer interaction (HCI) applications. One way to incorporate human motion into HCI applications is to use a predefined set of human joint motions *i.e.*, gestures. Gesture recognition has been an active research area (Liang and Ouhyoung, 1998; D. Gehrig and Schultz, 2009; Reyes et al., 2011; Wilson and Bobick, 1999), and involves state-of-the-art machine learning techniques and capability to work reliably in different environments. A variety of methods have been proposed for gesture recognition, ranging from the use of Dynamic Time Warping (Reyes et al., 2011) to Hidden Markov Models (D. Gehrig and Schultz, 2009). DTW measures similarity between two time sequences which might be obtained by sampling a source with varying sampling rates or by recording the same phenomenon occurring with varying speeds (Wikipedia, 2012). For example, DTW is used in speech recognition to warp speech in time to be able to cope with different speaking speeds (Amin and Mahmood, 2008; Myers, 1980). DTW is also used in data mining and information retrieval to deal with time-dependent data (Rath and Manmatha, 2003; Adams et al., 2004). In gesture recognition, DTW time-warps an observed

motion sequence of body joints to pre-stored gesture sequences (Rekha et al., 2011; Wenjun et al., 2010).

The conventional DTW algorithm is basically a dynamic programming algorithm, which uses a recursive update of DTW cost by adding the distance between mapped elements of the two sequences at each recursion step. The distance between two elements is oftentimes the Euclidean distance, which gives equal weights to all dimensions of a sequence sample. However, depending on the problem a weighted distance might perform better in assessing the similarity between a test sequence and a reference sequence. For example in a typical gesture recognition problem, body joints used in a gesture can vary from gesture class to gesture class. Hence, not all joints are equally important in recognizing a gesture.

We propose a weighted DTW algorithm that uses a weighted distance in the cost computation. The weights are chosen so as to maximize discriminant ratio based on DTW costs. The weights are obtained from a parametric model which depends on how active a joint is in a gesture class. The model parameter is optimized by maximizing the discriminant ratio. By doing so, some joints will be weighted up and some joints will be weighted down to maximize between-class variance and minimize within-class variance. As a result, irrelevant joints of a ges-

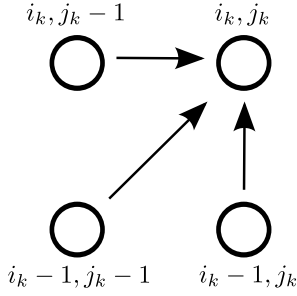


Figure 1: Predecessor nodes used in Bellman's principle.

ture class (*i.e.*, parts that are not involved in a gesture class) will contribute to its DTW cost to a lesser extent, but at the same time between-class variances will be kept large.

Our system first extracts body-joint features from a set of skeleton data that consists of six joint positions, which are left and right hands, wrists and ankles. We have observed that the gestures in our training set, which have quite different motion patterns, require the use of all or a subset of these six joints only. These features obtained from skeleton frames are accumulated over time and used to recognize gestures by matching them with pre-stored reference sequences. The matching is then performed by assigning a test sequence to a reference sequence with the minimum DTW cost. DTW aligns two sequences in time by speeding up or speeding down a sequence in time.

2 BACKGROUND

HMMs are statistical models for sequential data (Baum et al., 1970; Baum, 1972), and therefore can be used in gesture recognition (D. Gehrig and Schultz, 2009) (Starner and Pentland, 1996). The states of an HMM are hidden and state transition probabilities are to be learnt from the training data. However, defining states for gestures is not an easy task since gestures can be formed by a complex interaction of different joints. Also, learning the model parameters *i.e.*, transition probabilities, requires large training sets, which may not always be available. On the other hand, DTW does not require training but needs good reference sequences to align with. Next, we present a more detailed discussion on DTW.

2.1 Dynamic Time Warping

DTW is a template matching algorithm to find the best match for a test pattern out of the reference patterns, where the patterns are represented as a time sequence

of measurements or features obtained from measurements.

Let $\mathbf{r}(i)$, $i = 1, 2, \dots, I$, and $\mathbf{t}(j)$, $j = 1, 2, \dots, J$ be reference and test vector sequences, respectively. The objective is to align the two sequences in time via a nonlinear mapping (warping). Such a warping is an ordered set of tuples as given below

$$(i_0, j_0), (i_1, j_1), \dots, (i_f, j_f),$$

where tuple (i, j) denotes mapping of $\mathbf{r}(i)$ to $\mathbf{t}(j)$, and $f + 1$ is the number of mappings. The total cost D of a mapping between \mathbf{r} and \mathbf{t} with respect to a distance function $d(i, j)$, is defined as the sum of all distances between the mapped sequence elements

$$D = \sum_{k=0}^f d(i_k, j_k), \quad (1)$$

where $d(i, j)$ measures the distance between elements $\mathbf{r}(i)$ and $\mathbf{t}(j)$.

A mapping can also be viewed as a path on a two-dimensional (2D) grid of size $I \times J$, where grid node (i, j) denotes a correspondence between $\mathbf{r}(i)$ and $\mathbf{t}(j)$. Each path on the 2D grid is associated with a total cost D given in (1). If the path is a *complete* path defined by

$$(i_0, j_0) = (0, 0), (i_f, j_f) = (I, J), \quad (2)$$

then a complete path aligns the entire sequences \mathbf{r} and \mathbf{t} .

The minimum cost path on the 2D grid is the optimal alignment between two sequences. One way to find the minimum cost path is to test every possible path from the left-bottom corner to right-top corner. However, this has exponential complexity. Dynamic programming reduces the complexity by taking advantage of Bellman's principle (Bellman, 1954). Bellman's optimality principle states that the optimal path from the starting grid node (i_0, j_0) to the ending node (i_f, j_f) through an intermediate point (i, j) can be expressed as the concatenation of the optimal path from (i_0, j_0) to (i, j) , and the optimal path from (i, j) to (i_f, j_f) . This implies that if we are given the optimal path from (i_0, j_0) to (i, j) , we only need to search for the optimal path from (i, j) to (i_f, j_f) rather than searching for paths from (i_0, j_0) to (i_f, j_f) .

Let's use Bellman's principle in total cost computation. If we denote the minimum total cost at node (i_k, j_k) by $D_{min}(i_k, j_k)$, then by Bellman's principle $D_{min}(i_k, j_k)$ can be computed by using the costs of the predecessor nodes, *i.e.* the set of i_{k-1}, j_{k-1} s, as below

$$D_{min}(i_k, j_k) = \min_{i_{k-1}, j_{k-1}} D_{min}(i_{k-1}, j_{k-1}) + d(i_k, j_k), \quad (3)$$

where $i_{k-1} \in \{i_k - 1, i_k\}$ and $j_{k-1} \in \{j_k - 1, j_k\}$.

Since all the elements are ordered in time, the set of predecessor nodes are to the left and bottom of a current node. An example set of predecessors which includes only its immediate neighbors is given in Figure 1. Finally, the minimum cost path aligning two sequences has cost $D_{min}(i_f, j_f)$, and the test sequence is matched to the reference sequence that has the minimum cost among all reference sequences.

Although Equation (3) outputs the minimum cost between two sequences, it does not output the optimal path. To find the optimal path, which can be used to map test sequence elements to reference sequence elements, one needs to backtrack the optimal path starting with the final node. If the the whole test sequence is to be mapped to the whole reference sequence than $(i_f, j_f) = (I, J)$.

Using a weighting scheme in DTW cost computation has been proposed for gesture recognition (Reyes et al., 2011). The method proposed in (Reyes et al., 2011) uses DTW costs to compute between and within class variations to find a weight for each body joints. These weights are global weights in the sense that there is only one weight computed for a body joint. However, our proposed method computes a weight for each body joint and for each gesture class. This boosts the discriminative power of DTW costs since a joint that is active in one gesture class may not be active in another gesture class. Hence weights has to be adjusted accordingly. This helps especially dealing with within-class variation. To avoid reducing the between-class variance, we compute weights by optimizing a discriminant ratio using a parametric model that depends on body joint activity. In the next section we discuss data acquisition and feature pre-processing.

3 DATA ACQUISITION AND FEATURE PREPROCESSING

We use Microsoft Kinect sensor (Shotton et al., 2011) to obtain joint positions. Kinect SDK tracks 3D coordinates of 20 body joints given in Figure 2 in real time (30 frames per second). Since the machine learning algorithm uses depth images to predict joint positions, the skeleton model is quite robust to color, texture, and background.

We have observed that only six out of the 20 joints contribute in identifying a hand gesture: left hand, right hand, left wrist, right wrist, left elbow, right elbow. A feature vector consists of 3D coordinates of these six joints and is of dimension of 18 as given below

$$\mathbf{f}_n = [X_1, Y_1, Z_1, X_2, Y_2, Z_2, \dots, X_6, Y_6, Z_6], \quad (4)$$

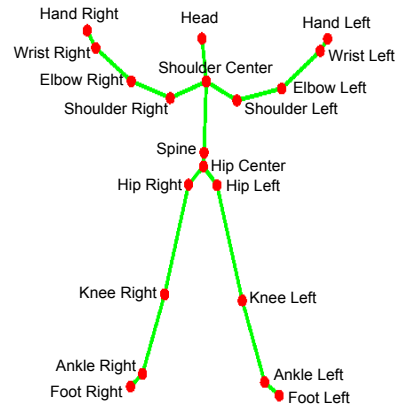


Figure 2: Kinect joints.

where n is the index of the skeleton frame at time t_n . A gesture sequence is the concatenation of N such feature vectors.

After N feature vectors are concatenated to create the gesture sequence, they are preprocessed before the DTW cost computation. This preprocessing stage eliminates variations in the feature vectors due to a person's size or its position in the camera's field of view. First, all feature vectors are normalized with the distance between the left and the right shoulders to account for the variations due to a person's size. A second normalization follows by subtracting the shoulder center from all elements in \mathbf{f}_n , which accounts for cases where the user is not in the center of the depth image.

4 WEIGHTED DTW

The conventional DTW computes the dissimilarity between two time sequences by aligning the two sequences based on a sample based distance. If the sequence samples are multi-dimensional (18 dimensional for the gesture recognition problem), using an Euclidean distance gives equal importance to all dimensions. We propose to use a weighted distance in the cost computation based on how relevant a body joint is to a specific gesture class. The relevancy is defined as the contribution of a joint to the motion pattern of that gesture class. To infer a joint's contribution to a gesture class we compute its total displacement during the performance of that gesture by a trained user:

$$D_j^g = \sum_{n=2}^N Dist^j(\mathbf{f}_n^g, \mathbf{f}_{n-1}^g), \quad (5)$$

where g is the gesture index, j is the joint index and n is the skeleton frame number. $Dist^j()$ computes the

displacement of joint j using two consecutive feature vectors \mathbf{f}_n^g , and \mathbf{f}_{n-1}^g of gesture g .

After the total displacements are calculated, we filter out the noise (e.g, shaking, trembling) and threshold them from the bottom and the top. This prevents our parametric weight model to output too high or low weights as given below

$$D_j^g = \begin{cases} D_a & \text{if } 0 \leq D_j^g < T_1 \\ \frac{D_j^g - T_1}{T_2 - T_1} (D_b - D_a) + D_a & \text{if } T_1 \leq D_j^g < T_2 \\ D_b & \text{otherwise,} \end{cases} \quad (6)$$

where D_a and D_b are threshold values.

Using the total displacement values of joints, the weights of class g are calculated via

$$w_j^g = \frac{1 - e^{-\beta D_j^g}}{\sum_k (1 - e^{-\beta D_k^g})}, \quad (7)$$

where w_j^g is joint j 's weight value for gesture class g . Note that in this formulation a joint's weight value can change depending on the gesture class. For example, for the right-hand-push-up gesture, one would expect the right hand, right elbow and right wrist joints to have large weights, but to have smaller weights for the left-hand-push-up gesture.

To incorporate these weights into the cost, the distance function $d(i_k, j_k)$ in Eq. (3) is defined to be

$$d^g(i_k, j_k) = \sum_h Dist^h(\mathbf{f}_{i_k}^g, \mathbf{f}_{j_k}^g) w_h^g, \quad (8)$$

which gives the distance between the k^{th} aligned pair, $(\mathbf{r}(i_k), \mathbf{t}(j_k))$, where \mathbf{r} is a sequence known to be in gesture class g and \mathbf{t} is an unknown test sequence.

The weights are obtained from the model given in (7), which has a single parameter β . Our objective is to choose a β value that minimizes the within-class variation while between-class variation is maximized. Between-class variation maximization and within-class variation minimization can be achieved by making irrelevant joints contribute less to the cost (e.g., reducing the weights of right hand in left-hand-push-up gesture) and not reducing (or possibly increasing) the weights of joints that can help to discriminate different gestures. We try to achieve this goal by maximizing a discriminant ratio similar to Fisher's Discriminant Ratio (Kim et al., 2005).

First, we define $D_{mn}(\beta)$, as the average weighted DTW cost between all samples of gesture class m and gesture class n using weights calculated with given β . Then between-class dissimilarity is the average of all $D_{mn}(\beta)$'s:

$$D_B(\beta) = \sum_m \sum_{\substack{n \\ n \neq m}} D_{mn}(\beta). \quad (9)$$

Within-class dissimilarity is the average DTW cost of all sample sequences of class g with respect to each other. The discriminant ratio (R) is obtained by

$$R(\beta) = \frac{D_B}{D_W}, \quad (10)$$

where β is the model parameter to find the weights used in DTW cost computation. The optimum β , β^* , is chosen as the one that maximizes R :

$$\beta^* = \arg \max_{\beta} R(\beta). \quad (11)$$

5 RESULTS

We tested the performance of our proposed method on our gesture database and compared it against the conventional DTW method and a weighted DTW method proposed by (Reyes et al., 2011). The database we have created using Microsoft Kinect consists of eight gesture classes with 28 samples per gesture class. Eight samples of each gesture class are performed by trained users, while the remaining 20 samples are performed by untrained users. These eight samples are used in learning the total distance measures of each joint in each class, which is required by our weight model in (7). The 20 samples are more noisy in terms of gesture-start, gesture-end, and joint movements during the gesture performance. Two sample gestures are shown in Figure 3. The gesture database used in the experiments, source code for visualization of gestures, source code used to produce the results in this paper and more results are publicly available¹. The physical factors (e.g., distance from the Kinect sensor to the user, illumination in the room) are kept constant during the recording. Bad records due to a bad gesture performance or Kinect's human-pose recognition failure, were manually deleted by using an OpenGL based gesture visualizer. Each gesture sample includes 20 joint positions per frame, and the time difference between two consecutive frames. The gesture database is available online and we are hoping that it can be used for testing gesture recognition algorithms.

We have tested the three algorithms, namely, conventional DTW, weighted DTW by (Reyes et al., 2011), and our proposed method on our gesture database. The confusion matrices for the three algorithms are given in Table 1, 2, and 3. After creating the confusion matrices, we computed the overall recognition accuracies according to the following formula:

$$A = 100 \cdot \frac{\text{Trace}(C)}{\sum_{i=1}^m \sum_{j=1}^n C(i, j)}, \quad (12)$$

¹<http://ml1.sehir.edu.tr/visapp2013>

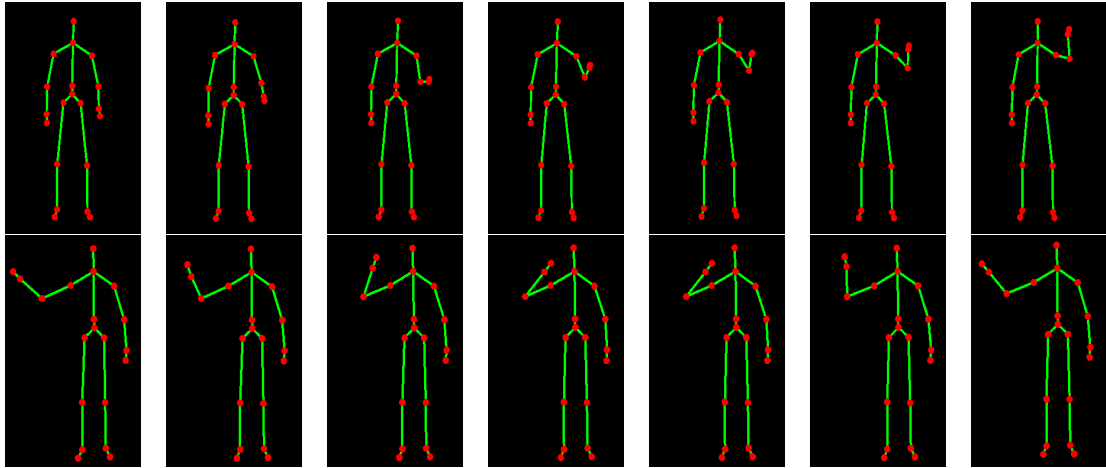


Figure 3: Two sample gestures: Right Hand Push Up and Left Hand Wave.

where A denotes the accuracy, and C denotes the confusion matrix.

Our proposed method outperforms the weighted DTW method in (Reyes et al., 2011) by a large margin as given in Table 4. The reason is that their weights are global weights, *i.e.*, a joint’s weight is independent of the gesture class. However, in our proposed method a joint can have a different weight depending on the gesture class we are trying to align with. This degree of freedom in computing the associated DTW cost increases the reliability of DTW cost significantly.

	R push up	L push up	R pull down	L pull down	R swipe L	L swipe R
R push up	65	0	0	30	5	0
L push up	15	40	0	0	45	0
R pull down	0	0	85	15	0	0
L pull down	15	0	0	75	10	0
R swipe L	0	0	0	30	70	0
L swipe R	15	0	0	5	55	25

Table 1: Confusion matrix for unweighted DTW.

6 CONCLUSION

We have developed a weighted DTW method to boost the discrimination capability of DTW cost, and shown that the performance increases significantly. The weights are based on a parametric model that depends on the level of a joint’s contribution to a gesture class. The model parameter is optimized by maximizing a

	R push up	L push up	R pull down	L pull down	R swipe L	L swipe R
R push up	65	0	0	30	5	0
L push up	15	45	0	0	40	0
R pull down	0	0	85	15	0	0
L pull down	15	0	0	80	5	0
R swipe L	0	0	0	30	70	0
L swipe R	15	0	0	0	55	30

Table 2: Confusion matrix for state-of-the-art weighted DTW.

	R push up	L push up	R pull down	L pull down	R swipe L	L swipe R
R push up	100	0	0	0	0	0
L push up	0	100	0	0	0	0
R pull down	0	0	100	0	0	0
L pull down	0	0	0	85	15	0
R swipe L	0	0	0	0	100	0
L swipe R	0	0	0	0	5	95

Table 3: Confusion matrix for our weighted DTW.

Method	Accuracy
Classical DTW	60 %
State-of-the art	62.5 %
Proposed method	96.7 %

Table 4: Accuracies of methods.

discriminant ratio, which helps to minimize within-class variation and maximize between-class variation. As a future work, we will be using Linear Discriminant Analysis (LDA) to compute weights, but the fact

that feature vectors may vary in length depending on the gesture class is a difficulty that we will have to deal with.

REFERENCES

- Adams, N. H., Bartsch, M. A., Shifrin, J., and Wakefield, G. H. (2004). Time series alignment for music information retrieval. In *ISMIR*.
- Amin, T. B. and Mahmood, I. (2008). Speech Recognition using Dynamic Time Warping. In *International Conference on Advances in Space Technologies*.
- Baum, L. (1972). An inequality and associated maximization technique in statistical estimation for probabilistic functions of Markov processes. *Inequalities*, 3:1–8.
- Baum, L. E., Petrie, T., Soules, G., and Weiss, N. (1970). A Maximization Technique Occurring in the Statistical Analysis of Probabilistic Functions of Markov Chains. *The Annals of Mathematical Statistics*, 41:164–171.
- Bellman, R. (1954). The theory of dynamic programming. *Bull. Amer. Math. Soc*, 60(6):503–515.
- D. Gehrig, H. Kuehne, A. W. and Schultz, T. (2009). Hmm-based human motion recognition with optical flow data. In *IEEE International Conference on Humanoid Robots (Humanoids 2009)*, Paris, France.
- Kim, S.-J., Magnani, A., and Boyd, S. P. (2005). Robust Fisher Discriminant Analysis. In *Neural Information Processing Systems*.
- Liang, R. and Ouhyoung, M. (1998). A real-time continuous gesture recognition system for sign language. In *Automatic Face and Gesture Recognition, 1998. Proceedings. Third IEEE International Conference on*, pages 558–567. IEEE.
- Myers, C. S. (1980). A Comparative Study of Several Dynamic Time Warping Algorithms for Speech Recognition.
- Rath, T. and Manmatha, R. (2003). Word image matching using dynamic time warping. In *Computer Vision and Pattern Recognition, 2003. Proceedings. 2003 IEEE Computer Society Conference on*, volume 2, pages II–521 – II–527 vol.2.
- Rekha, J., Bhattacharya, J., and Majumder, S. (2011). Shape, texture and local movement hand gesture features for indian sign language recognition. In *Trendz in Information Sciences and Computing (TISC), 2011 3rd International Conference on*, pages 30–35.
- Reyes, M., Dominguez, G., and Escalera, S. (2011). Feature weighting in dynamic time warping for gesture recognition in depth data. In *Computer Vision Workshops (ICCV Workshops), 2011 IEEE International Conference on*, pages 1182–1188.
- Shotton, J., Fitzgibbon, A., Cook, M., Sharp, T., Finocchio, M., Moore, R., Kipman, A., and Blake, A. (2011). Real-time human pose recognition in parts from single depth images. In *CVPR*, volume 2, page 7.
- Starner, T. and Pentland, A. (1996). Real-Time American Sign Language Recognition from Video Using Hidden Markov Models. In *International Symposium on Computer Vision*.
- Wenjun, T., Chengdong, W., Shuying, Z., and Li, J. (2010). Dynamic hand gesture recognition using motion trajectories and key frames. In *Advanced Computer Control (ICACC), 2010 2nd International Conference on*, volume 3, pages 163–167.
- Wikipedia (2012). Dynamic Time Warping. http://en.wikipedia.org/wiki/Dynamic_time_warping. [Online;accessed 01-August-2008].
- Wilson, A. D. and Bobick, A. F. (1999). Parametric Hidden Markov Models for Gesture Recognition. *IEEE Transactions on Pattern Analysis and Machine Intelligence*, 21:884–900.